


CZ SERIES

Chip type, 105°C, Low Z

Features

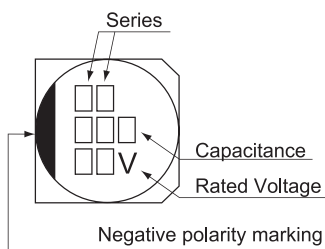
- Load life : 105°C, 2000 hours
- Low impedance at high frequency
- For surface mounting, digital equipment



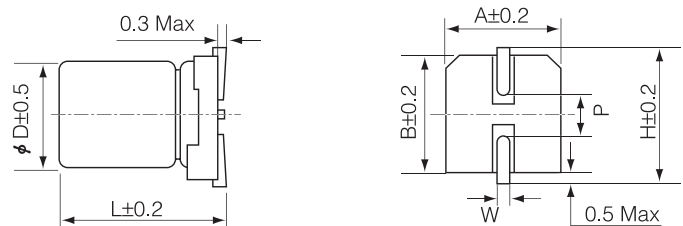
Specifications

Item	Performance Characteristics							
Operating temperature range	-55°C ~ +105°C							
Rated working voltage range	6.3V ~ 50V							
Nominal capacitance range	1μF ~ 330μF, ±20%(at 20°C, 120Hz)							
D.C Leakage current(at 20°C)	I ≤ 0.01CV or 3μA(2min), Whichever is greater.							
Tan δ (max., at 20°C, 120Hz)	W.V(V)	6.3	10	16	25	35	50	
	Tan δ	0.24	0.20	0.16	0.14	0.12	0.12	
Characteristics at low temperature (max.) (impedance ratio at 120Hz)	W.V(V)	6.3	10	16	25	35	50	
	Z -25°C/ +20°C	3	2	2	2	2	2	
	Z -55°C/ +20°C	4	4	3	3	3	3	
Load life	After applying rated working voltage for 2000 hrs at +105°C and then being stabilized at +20°C, capacitors shall meet following limits							
	Capacitance change	Within ± 20% of the initial measured value						
	Tan δ	≤ 200% of the initial specified value						
	Leakage current	≤ The initial specified value						
Shelf life	After storage for 1000 hrs at +105°C with no voltage applied and then being stabilized at +20°C, capacitors shall meet load life specification.							
Resistance to soldering heat	After reflow soldering(Refer to reflow soldering temperature profile ; see page 15) and then being stabilized at +20°C, capacitors shall meet following limits.							
	Capacitance change	Within ± 10% of the initial measured value						
	Tan δ	≤ The initial specified value						
	Leakage current	≤ The initial specified value						

Marking



Dimensions in mm (not to scale)



Size code	D	L	A	B	P	H	W
B	4	5.3	4.3	4.3	1.0	5.0	0.5~0.8
C	5	5.3	5.3	5.3	1.5	5.9	0.5~0.8
D	6.3	5.3	6.6	6.6	2.0	7.2	0.5~0.8
D ₁	6.3	5.7	6.6	6.6	2.0	7.2	0.5~0.8
D ₂	6.3	7.7	6.6	6.6	2.0	7.2	0.5~0.8

Chip

CZ SERIES

▣ Dimensions & Maximum permissible ripple current

Cap(μF)	W.V(V)	6.3(0J)			10(1A)			16(1C)		
		SIZE	Z	I _R	SIZE	Z	I _R	SIZE	Z	I _R
10								B	3.0	50
22		B	3.0	60	C	1.8	95	C	1.8	95
33		C	1.8	95	C	1.8	95	D ₁	0.44	230
47		C	1.8	95	D ₁	0.44	230	D ₁	0.44	230
68		D ₁	0.44	230	D ₁	0.44	230	D ₁	0.44	230
100		D ₁	0.44	230	D ₁	0.44	230	D ₁	0.44	230
150		D ₁	0.44	230	D ₁	0.44	230	D ₂	0.34	280
220		D ₁	0.44	230	D ₂	0.34	280			
330		D ₂	0.34	280						

Cap(μF)	W.V(V)	25(1E)			35(1V)			50(1H)		
		SIZE	Z	I _R	SIZE	Z	I _R	SIZE	Z	I _R
1.0								B	5.0	30
2.2								B	5.0	30
3.3								B	5.0	30
4.7					B	3.0	60	C	3.0	50
10					C	1.8	95	D ₁	0.88	165
22		D	1.0	140	D	1.0	140	D ₁	0.88	165
27		D ₁	0.44	230	D ₁	0.44	230	D ₂	0.68	185
33		D ₁	0.44	230	D ₁	0.44	230	D ₂	0.68	185
47		D ₁	0.44	230	D ₁	0.44	230			
56		D ₁	0.44	230	D ₂	0.34	280			
68		D ₁	0.44	230	D ₂	0.34	280			
100		D ₂	0.34	290						

Maximum permissible ripple current (mA (rms) at 105°C, 100KHz)

Max. Impedence (Ω at 20°C, 100KHz)